


DARE TO DREAM

DREAM INTENSIVE

NAHW 1



Courtesy : Bayyinah.tv

Created by:  amnah.farooq

Note: All the notes are based on class summeries and official resource. It is requested to always check IT with the given notes officially. Add/correct in case of errors or typos.

DO NOT SELL THESE OR USE THEM FOR COMMERCIAL PURPOSES. COPYRIGHTS APPLIED IN THAT CASE.

CHAPTER 1

Words in Arabic

ISM

DREAM INTENSIVE

NAHW 1



THREE TYPES OF WORDS IN ARABIC



I am ISM

I could be person, place, thing, idea adjective, adverb and more.

EXAMPLE:

table, house, Pakistan, peace, tall, quickly etc



I am FI'L

I could be a word stuck in time or that has a tense (past, present or future).

EXAMPLE:

slept, smiles, worked etc




I am HARF

I could be a word that makes no sense unless another word comes after me.

EXAMPLE:

on, at, a, in etc

PROPERTIES OF ISM



I have 4 Properties:

1. Status
2. Number
3. Gender
4. Type

Lets discuss the **STATUS** first.

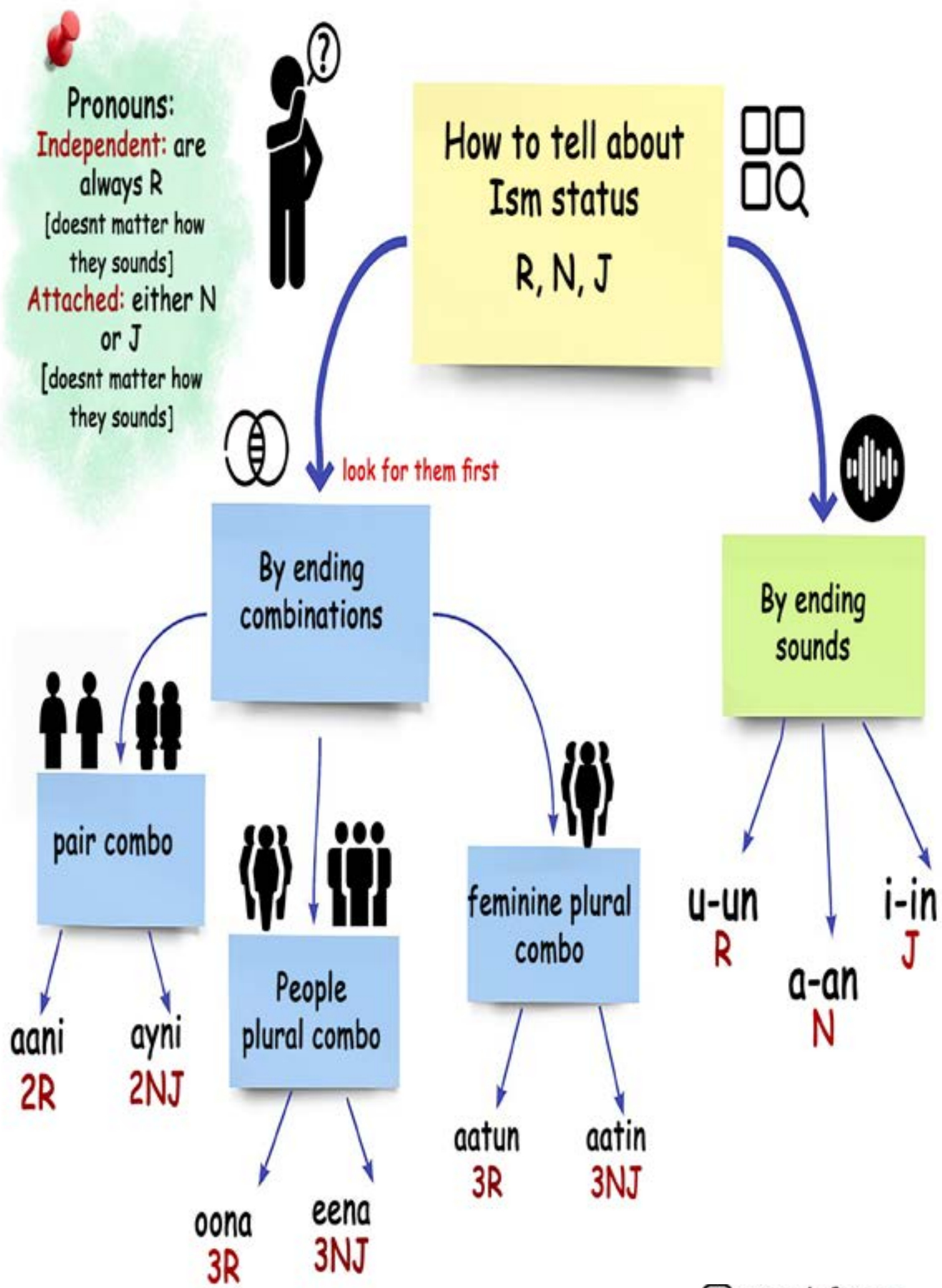
STATUS

Status is all about what a word is doing in the sentence. There are three kinds of Statuses:



REMEMBER:

YOU can recognise my status with Ending sounds or Ending combinations.

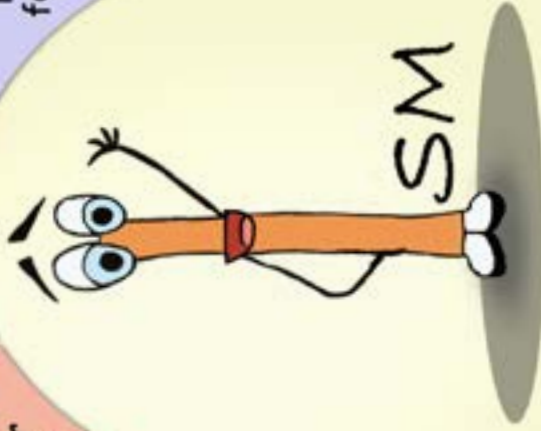



LIGHT

Im WEIRDO



LIGHT vs HEAVY
STATUS




REMEMBER:

For the feminine plural, We didn't take the ة off.
We are only concerned about removing the extra 'N' sound, not ة

HEAVY

Im NORMAL

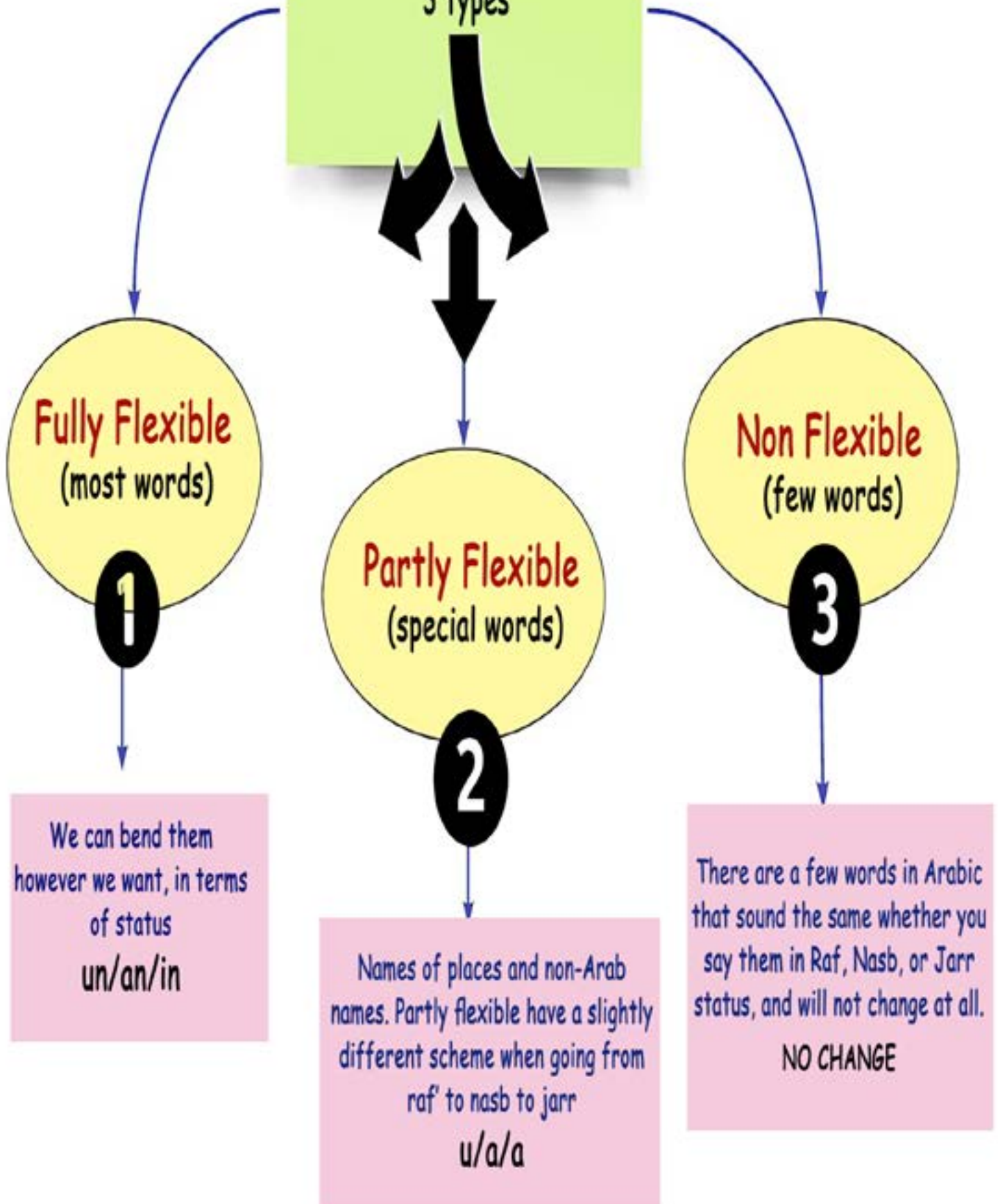


REMEMBER:

Any words in Arabic that have endings similar to the words on page 6. Each of them can be lightened by removing the extra ة sound.

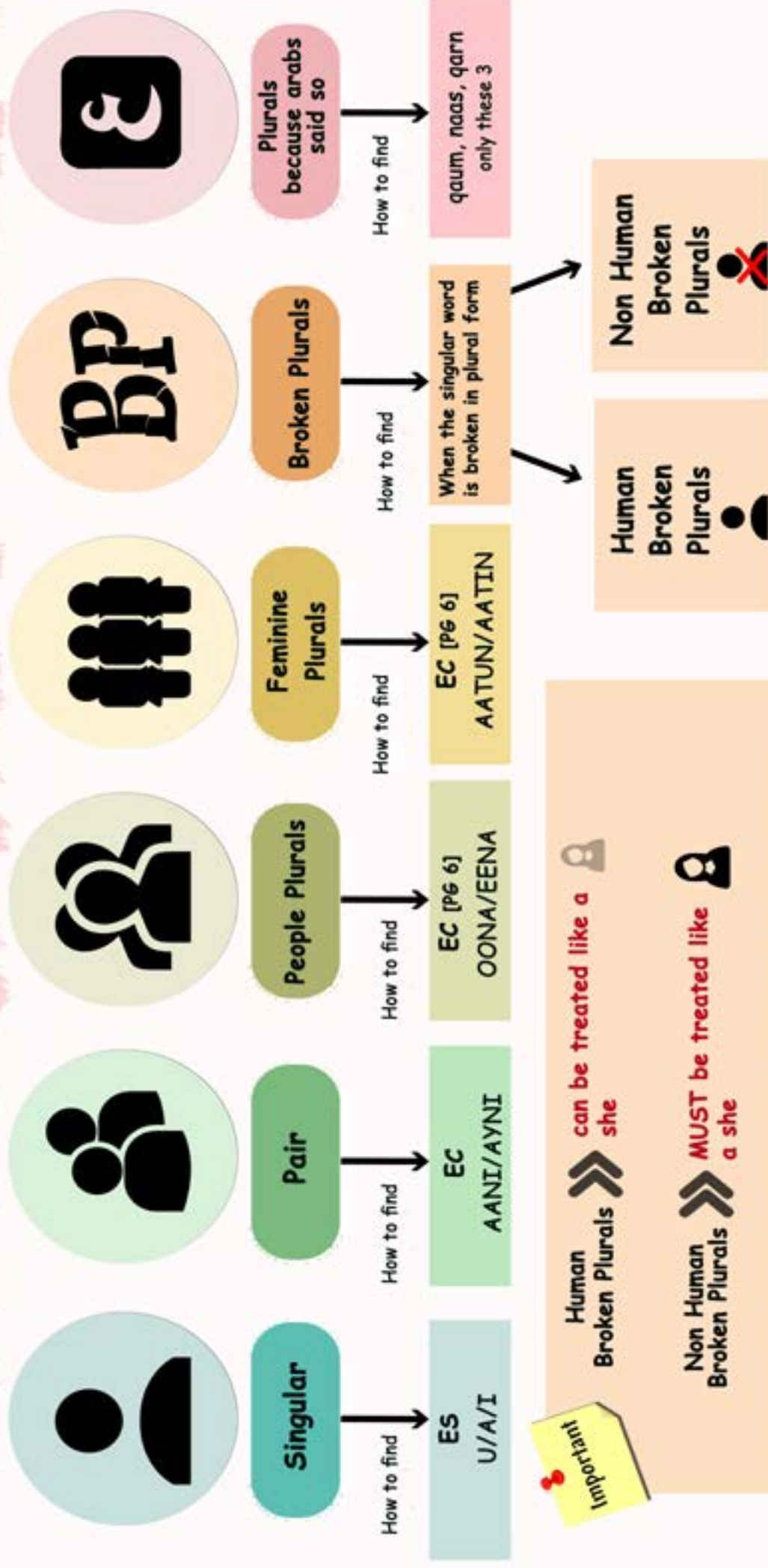
Flexibility

3 types

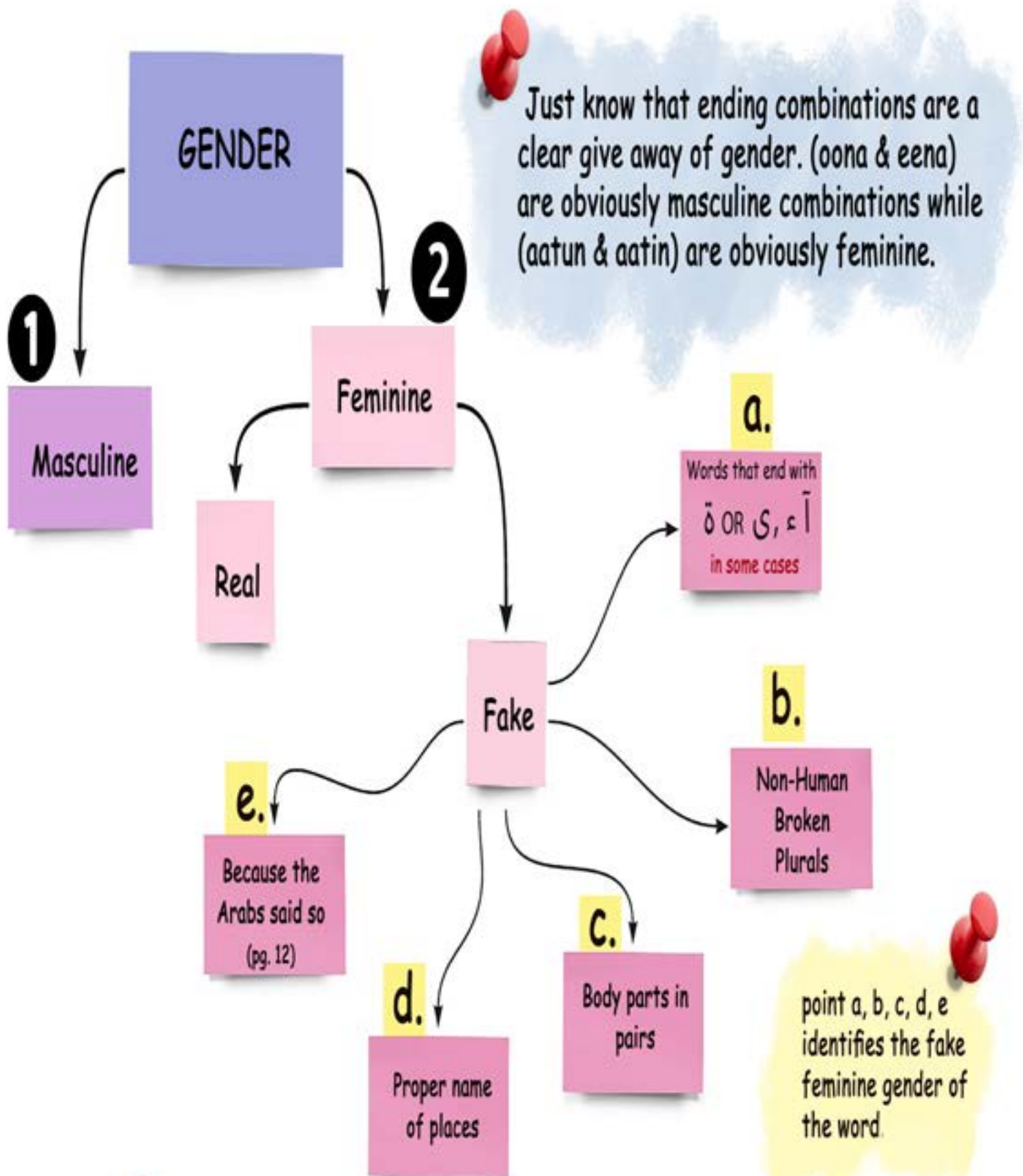


NUMBERS

Just as Isms in Arabic have status, they also have number which tells you if the word is singular, pair or plural.

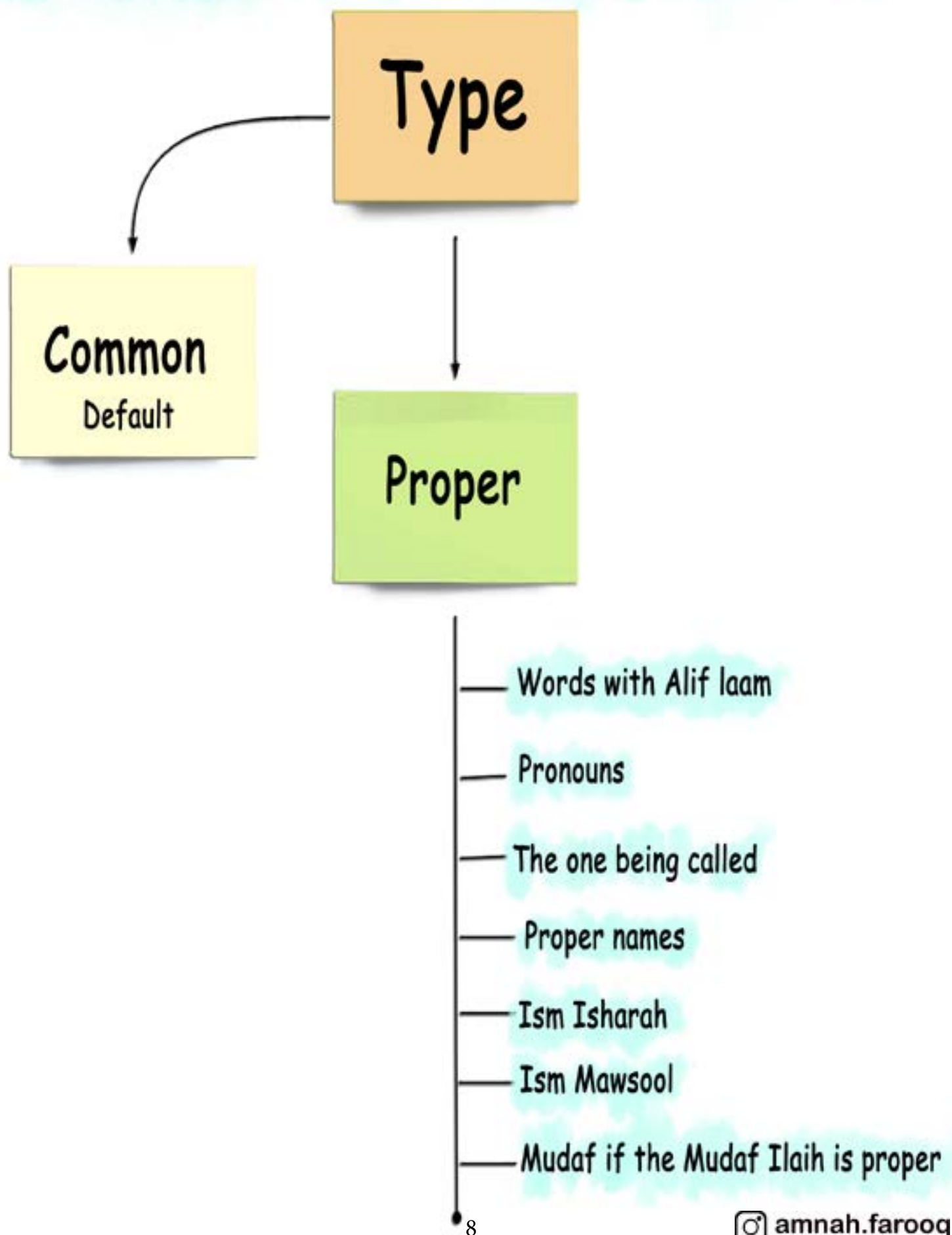


BPs don't have plural endings like those in the Muslim chart. Broken plurals have ending sounds. They can only be identified through vocabulary, otherwise they look singular.



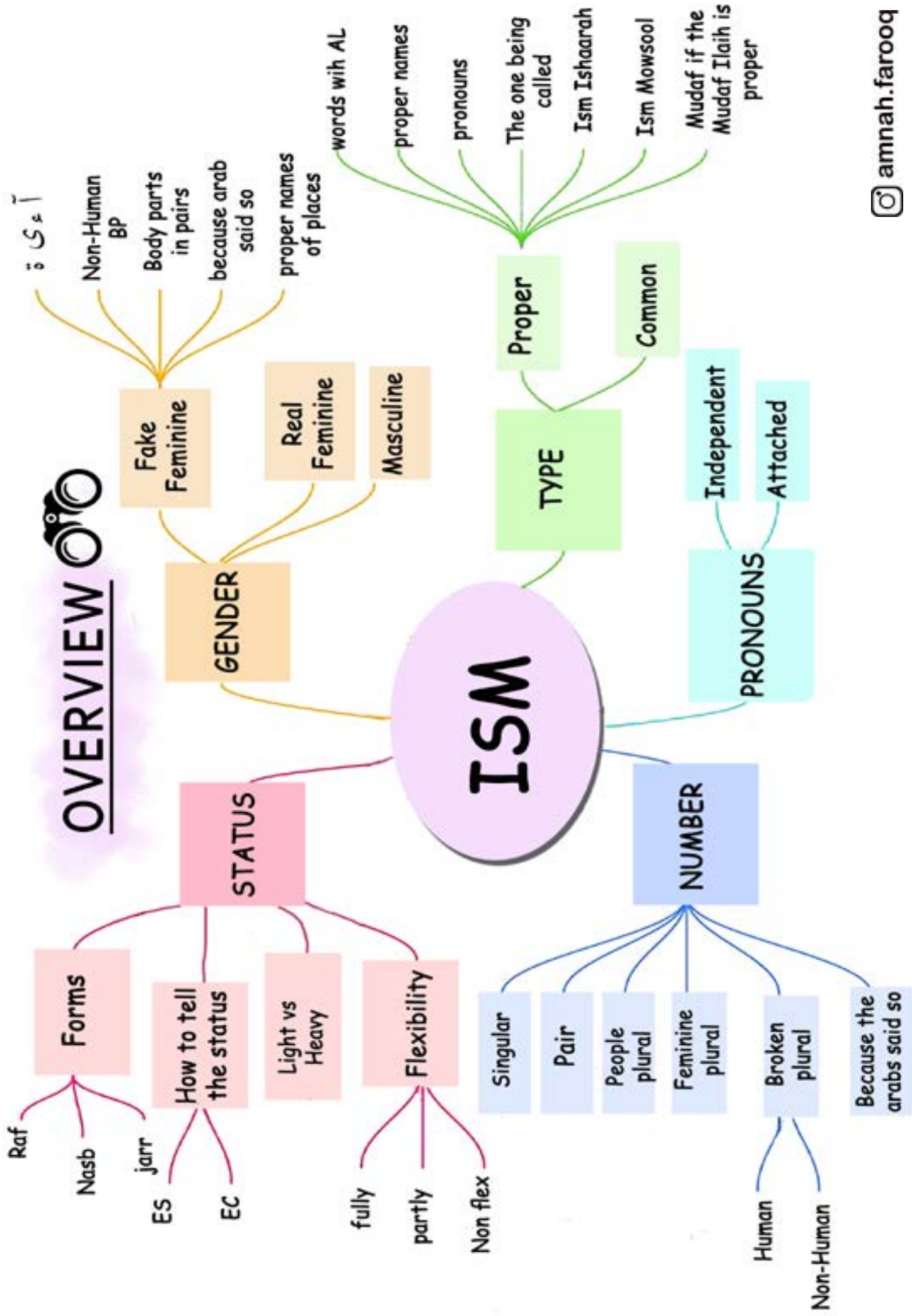
The essential idea is that every ism must be given a gender. If that gender, masculine or feminine, isn't real then it must be fake

A proper ism is one that is specific while a common one is general or generic. There are seven kinds of proper isms



PRONOUNS

Independent	they [M]	هُم		RAF	Third person pronouns
	N/J	هُم or هم			
Independent	both of them [M]	هُمَا		RAF	
	N/J	هُمَا or هِما			
Independent	he	هُوَ		RAF	
	N/J	هُوَ or هُوَ			
Independent	they [F]	هُنَّ		RAF	
	N/J	هُنَّ or هُنَّ			
Independent	both of them [F]	هُمَا		RAF	
	N/J	هُمَا or هِما			
Independent	she	هِيَ		RAF	
	N/J	هَا			
Independent	you [M.P]	أَنْتُمْ		RAF	Second person pronouns
	N/J	كُمْ			
Independent	both of you [M]	أَنْتُمَا		RAF	
	N/J	كُما			
Independent	you [M.S]	أَنْتَ		RAF	
	N/J	كَ			
Independent	you [F.P]	أَنْتُنَّ		RAF	
	N/J	كُنَّ			
Independent	both of you [F]	أَنْتُمَا		RAF	
	N/J	كُما			
Independent	you [F]	أَنْتِ		RAF	
	N/J	كِ			
Independent	We [M = F]	نَحْنُ		RAF	First person pronouns
	N/J	نَا			
Independent	I [M = F]	أَنَا		RAF	
	N/J	نِي /Niab or نِي /Jarr			



Additional Notes

CHAPTER 2

Fragments

DREAM INTENSIVE

NAHW 1



FRAGMENTS

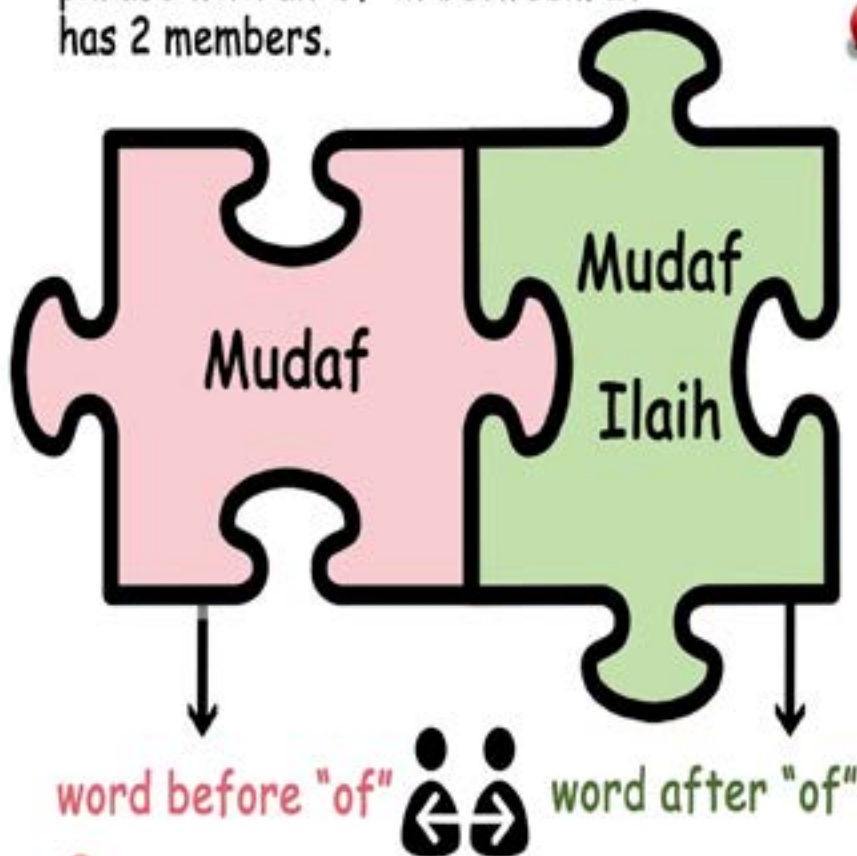
1 Idafah

Idaafah is defined loosely as any phrase with an 'of' in between. It has 2 members.



Basic Kinds of Idhafah

1. "of" translation
eg: Imam of the masjid
2. Pronoun attached to an ism.
eg: His house
3. Special Mudhafs.
eg: Under the earth



RULES:

1 The **مُضَاف** [word before "of"] should be:

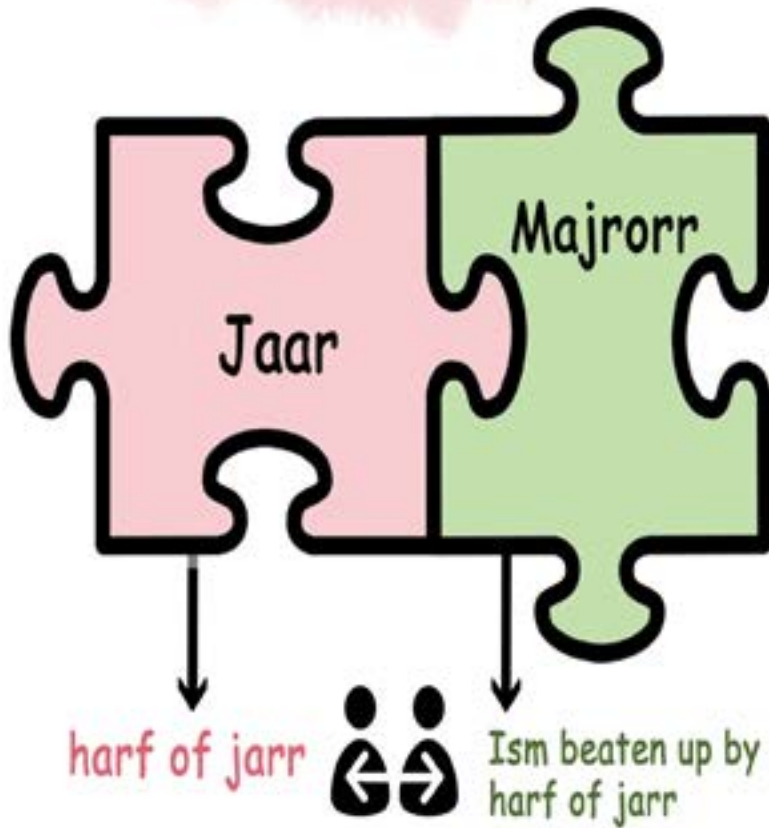
1. Light
2. No alif-laam ال

2 The **مُضَاف إِلَيْهِ** [word after "of"] should be:

1. In jarr status.
2. No long distance relationship.
3. The last property of the **مُضَاف** type, is dictated by the **مُضَاف إِلَيْهِ**
4. Both the **مُضَاف** and the **مُضَاف إِلَيْهِ** should be Isms.

FRAGMENTS

2 Jaar Majrorr



RULES:

- The harf of jarr makes its ism jarr.
- 2. No long distance relationship.
- 3. There are 17 harf of jarr. We will learn 11 that are in the Quran.
- 4. The harf of jarr is called the Jaar, and the ism it makes jarr is the Majrorr



MEMORIZE

ب	ك	من	عَلَى
ل	فِي	حَتَّى	
ت	و	عَنْ	إِلَى

The harf of jarr is called the جار and the ism it makes jarr is the مجرور

FRAGMENTS

3 Inna & ismu inna



RULES:

1. The harf of nasb makes its ism nasb.
2. Can tolerate a long distance relationship.



harf of Nasb



Ism beaten up by
harf of Nasb



ARF

OF

NASB

MEMORIZE

لَعَلَّ

لَيْتَ

كَانَ

إِنَّ

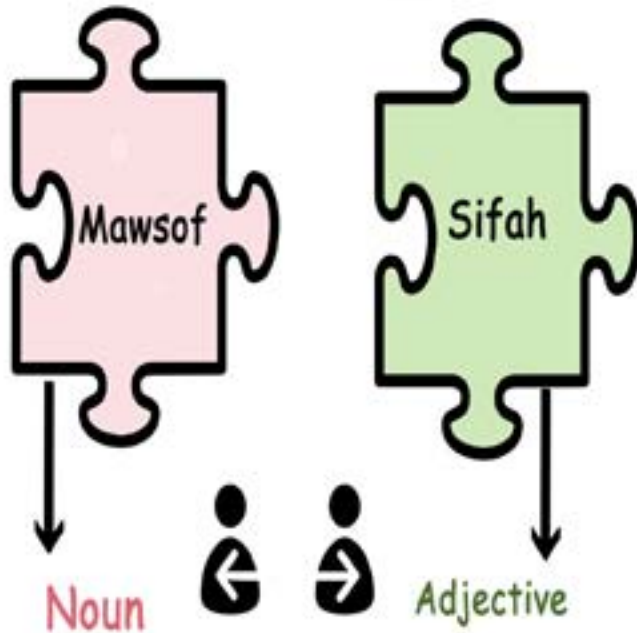
لَكِنَّ

بِأَنَّ

أَنَّ

FRAGMENTS

4 Mawsof Sifah



Important

The mawsoof is never a pronoun, pointer word, or ism mowsool

- The sifah is never a proper name, pronoun, or pointer word.
- Look out for non human plurals and their feminine sifahs

RULES:

1. Mawsoof must be:

First
Only one

2. Sifah:

- Has the same 4 properties as the Mowsoof
- Is after the Mowsoof
- May be more than one
- Can tolerate a long distance relationship

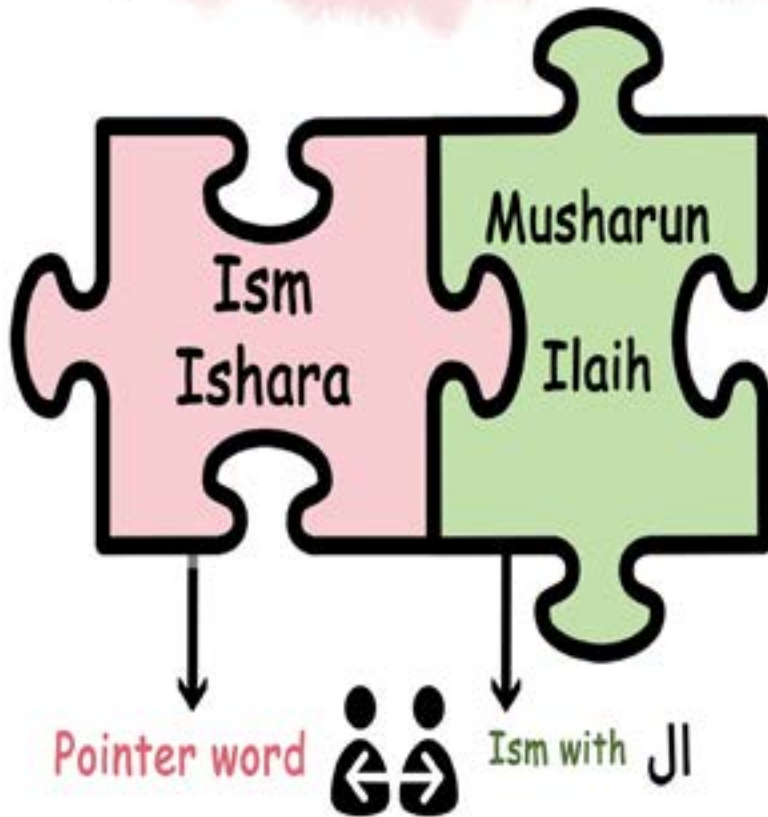
FRAGMENTS

5 Ism Ishara & Musharun Ilaih



RULES:

1. The pointer must be followed immediately by ال
2. 4 properties of the Ism ishara and Mashrun Ilaih must match



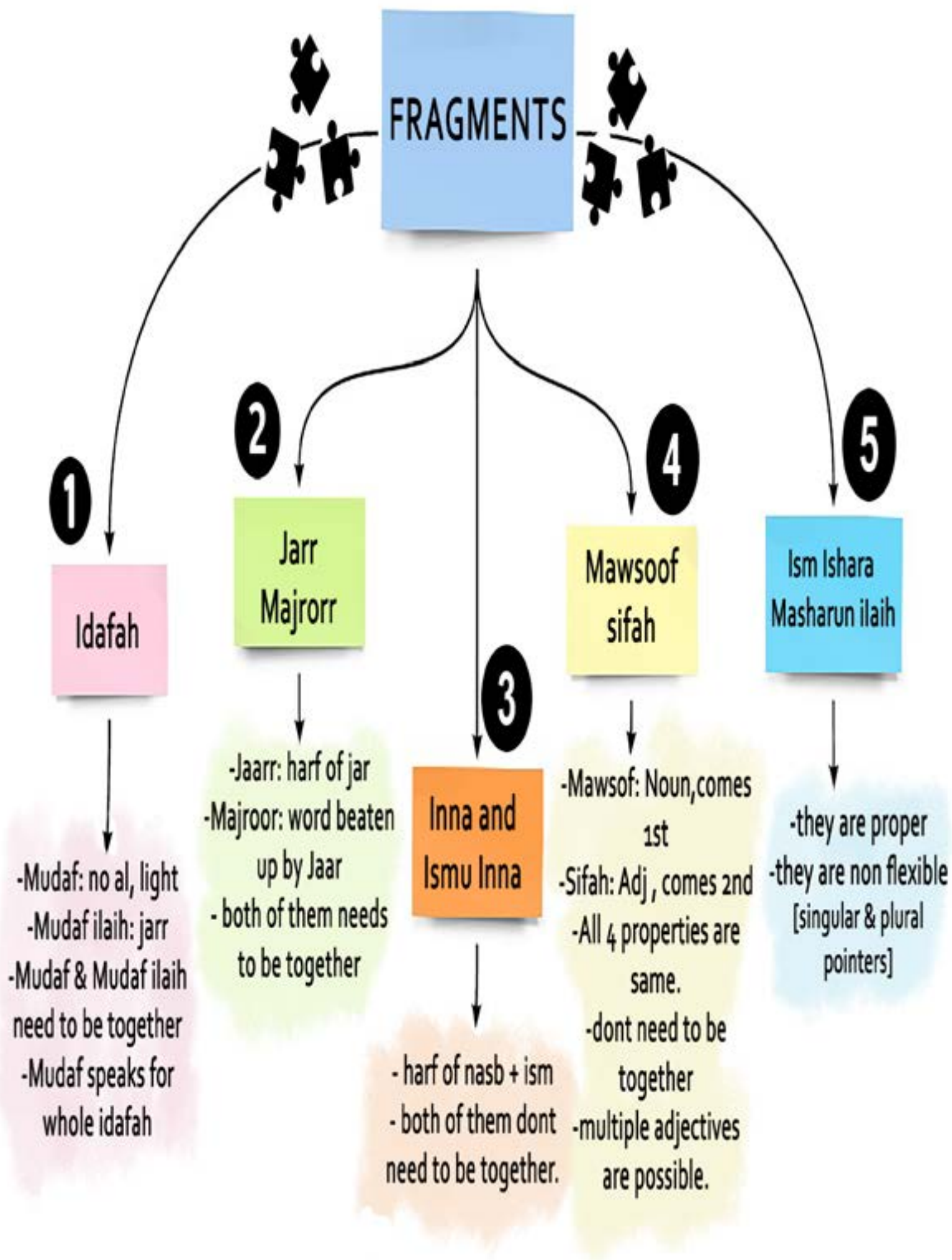
Pointer Words

NEAR

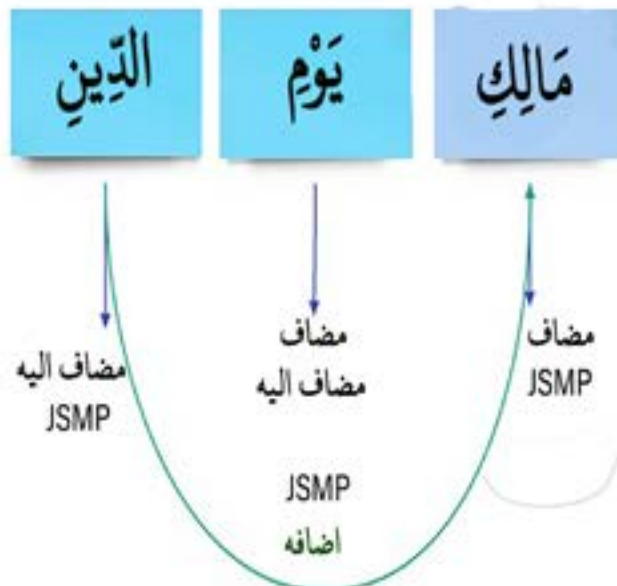
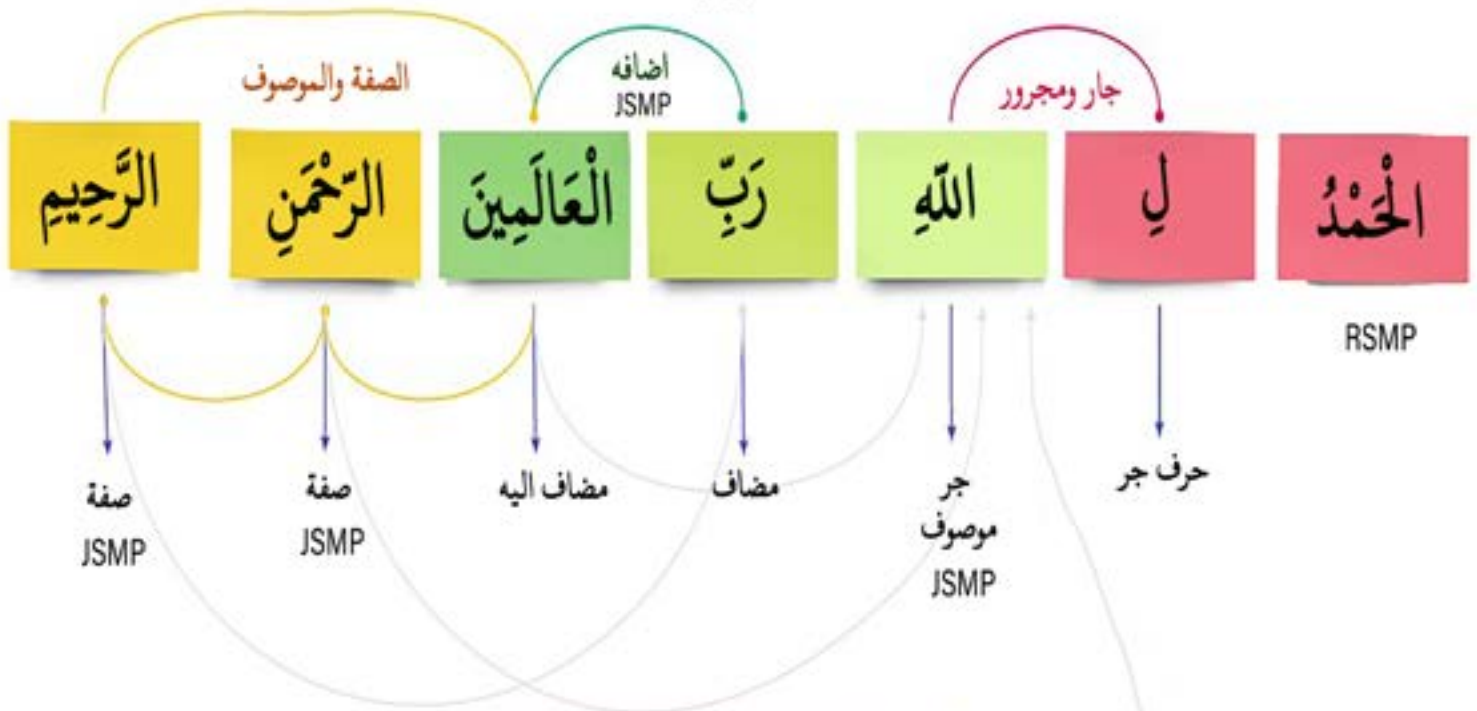
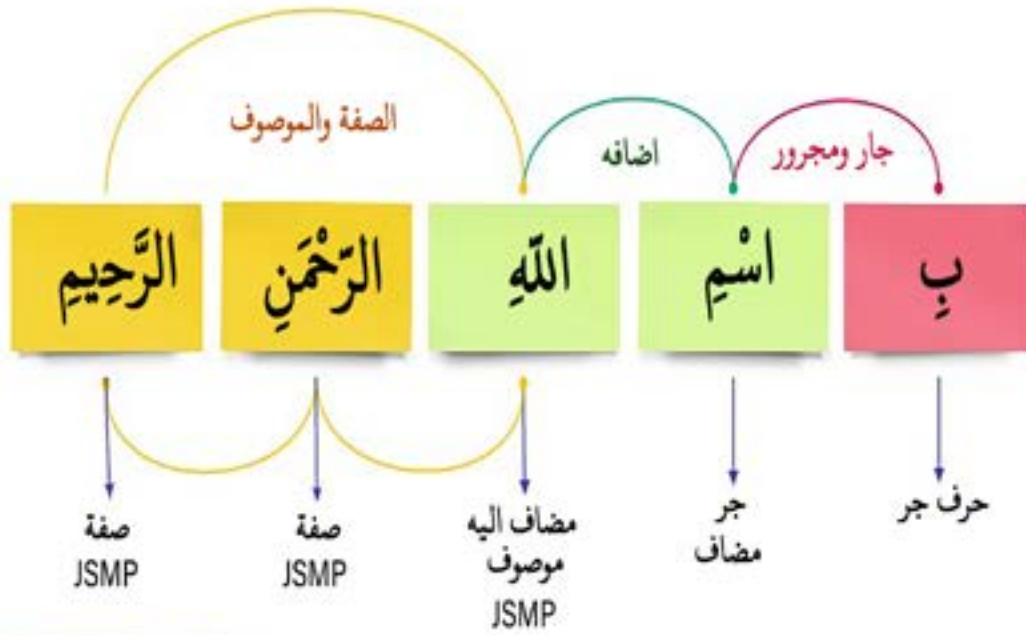
<p>These [m/f] هَؤُلَاءِ</p>	<p>This/ these [f]/ [bp] هَذِهِ</p>	<p>This [m] هَذَا</p>
----------------------------------	---	---------------------------

FAR

<p>Those [m/f] أُولَئِكَ</p>	<p>That/ those [f]/ [bp] تِلْكَ</p>	<p>That [m] ذَلِكَ</p>
----------------------------------	---	----------------------------



GRAMMATICAL ANALYSIS



Additional Notes

CHAPTER 3

Fi'l

DREAM INTENSIVE

NAHW 1



Present tense

**PAY
ATTENTION**
first at the
beginning of the
Fi'l, then
the ending.

LOOK
for these sounds

NA/NU



WE

A/U



I



Hints & Tips

YA+ NA



**Them
ladies**

YA+ OONA



They

YA+ AANI



**Both of
them**

YA/YU



He

TA+ NA



**You all
ladies**

TA+ OONA



You all

TA +AANI



**Both of
you**

TA/TU



You

TA+ EENA



**You
she**

TA/TU



She

can be
both

Additional Notes

”
وَلَقَدْ يَسَّرْنَا الْقُرْآنَ لِلذِّكْرِ
فَهَلْ مِنْ مُدَّكِرٍ

*And We have indeed made the Quran easy
to understand and remember,
**so is there any who will
remember ?***
“

AL QAMAR

17

